





























# New Castle, PA

New Castle Municipal













© 6:59 PM EST on February 17, 2018 (GMT -0500)

 Today  Forecast

## Weather History for KUOP - February, 2017

Sunday	Monday	Tuesday	Wednesday	Thursday	Friday	Saturday
			<b>1</b>  Actual: 37°   30° MM in Average: 36°   20° 0.05 in	<b>2</b>  Actual: 32°   21° MM in Average: 38°   19° 0.15 in	<b>3</b>  Actual: 23°   17° MM in Average: 37°   18° 0.09 in	<b>4</b>  Actual: 32°   10° MM in Average: 35°   17° 0.08 in
<b>5</b>  Actual: 43°   25° 0.00 in Average: 35°   16° 0.08 in	<b>6</b>  Actual: 53°   24° 0.09 in Average: 34°   17° 0.05 in	<b>7</b>  Actual: 59°   39° 0.53 in Average: 34°   16° 0.05 in	<b>8</b>  Actual: 55°   26° MM in Average: 34°   15° 0.02 in	<b>9</b>  Actual: 26°   17° MM in Average: 34°   13° 0.05 in	<b>10</b>  Actual: 28°   12° MM in Average: 35°   12° 0.02 in	<b>11</b>  Actual: 50°   28° 0.00 in Average: 38°   16° 0.05 in
<b>12</b>  Actual: 45°   42° 0.20 in Average: 37°   17° 0.05 in	<b>13</b>  Actual: -   - 0.00 in Average: 36°   14° 0.06 in	<b>14</b>  Actual: 48°   39° 0.00 in Average: 37°   17° 0.13 in	<b>15</b>  Actual: 39°   24° MM in Average: 39°   20° 0.08 in	<b>16</b>  Actual: 27°   12° MM in Average: 39°   20° 0.10 in	<b>17</b>  Actual: 48°   12° 0.00 in Average: 39°   17° 0.08 in	<b>18</b>  Actual: 66°   36° 0.00 in Average: 40°   19° 0.06 in
<b>19</b>  Actual: 64°   37° 0.00 in Average: 42°   23° 0.06 in	<b>20</b>  Actual: 59°   28° 0.00 in Average: 42°   22° 0.05 in	<b>21</b>  Actual: 64°   44° 0.00 in Average: 41°   21° 0.07 in	<b>22</b>  Actual: 61°   48° 0.10 in Average: 47°   23° 0.09 in	<b>23</b>  Actual: 68°   53° 0.07 in Average: 47°   24° 0.06 in	<b>24</b>  Actual: 75°   53° 0.01 in Average: 43°   25° 0.08 in	<b>25</b>  Actual: 64°   26° MM in Average: 41°   22° 0.04 in
<b>26</b>  Actual: 39°   24° MM in Average: 39°   19° 0.06 in	<b>27</b>  Actual: 46°   30° 0.00 in Average: 43°   22° 0.03 in	<b>28</b>  Actual: 57°   33° 0.00 in Average: 43°   23° 0.03 in				

### Calendar Legend

-  Sunny  
Clear
-  Mostly Cloudy
-  Partly Cloudy
-  Cloudy
-  Rain
-  Snow
-  Hail Flurries
-  Thunderstorms
-  Hazy  
Fog
-  Sleet
-  '?' denotes  
'chance of'
-  Unknown